

### INTRODUCTION

The fuses are mounted in four fuse boxes; one in the right hand side of the engine compartment, one in the passenger compartment, under the fascia below the steering wheel, and a satellite fuse box is located under each front seat.

The engine compartment fuse box contains high current screw-in fuses, which feed multiple circuits, smaller pull-out type fuses, and relays. A 150 Amp fusible link is included to protect the alternator.

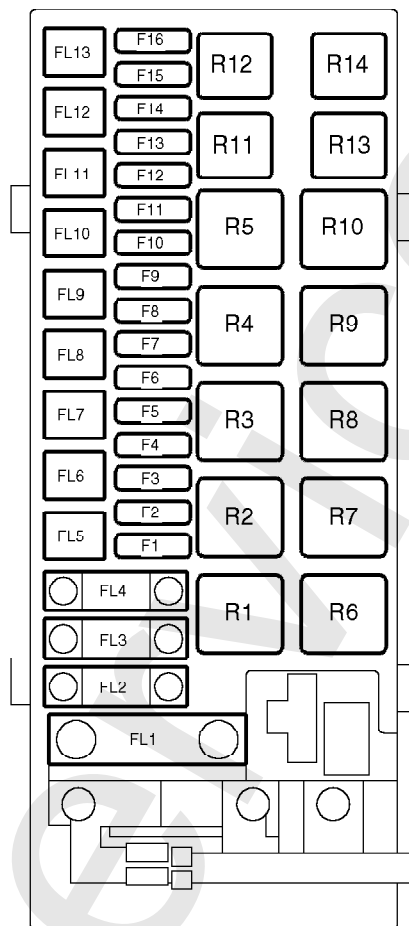
The passenger compartment fuse box contains the smaller pull-out type fuses and relays.

The two satellite fuse boxes each contain three pull-out type fuses and protect the seat motors.

On vehicles with rear air conditioning fitted, a 40 Amp in-line fuse is located behind the LH rear quarter trim panel, taped to the harness. The in-line fuse protects the resistor pack used for rear blower motor speed operation. Failure of the fuse will prevent blower operation in speeds 1, 2 and 3. The fastest speed 4 will still operate when the fuse has failed.

## FUSE DETAILS

### ENGINE COMPARTMENT FUSE BOX



M86 4472

## FUSE DETAILS

### Fusible links

Link	Rating, Amperes	Function
FL1	150	Alternator
FL2	100	Glow plugs - Diesel
FL3	50	Passenger fuse box
FL4	100	Blower
FL5	50	Front windows/Seats
FL6	50	Heated rear window / Rear windows / Sunroof
FL7	30	Auxiliary circuits / Power amplifier
FL8	50	Ignition switch
FL9	30	Self Levelling Suspension (SLS)
FL10	40	Headlamps
FL11	30	Anti-lock Braking System (ABS) pump
FL12	30	Lighting
FL13	30	Starter solenoid

### Fuses

Fuse	Rating, Amperes	Function
F1	30	V8 - Injectors/Diesel - ECM
F2	15	Sensors - V8 and Diesel
F3	15	Front fog lamps
F4	20	Headlamp powerwash
F5	40	Fan - Cooling
F6	10	Compressor clutch (A/C only)
F7	40	LH front screen element
F8	40	RH front screen element

## FUSE DETAILS

---

### Fuses (continued)

Fuse	Rating, Amperes	Function
F9	25	Trailer
F10	30	Fuel pump
F11	30	ABS Valve
F12	20	Electronic Automatic Gearbox (EAT) Batt +VE
F13	10	Body Control Unit (BCU)
F14	15	Direction indicators/Hazard warning lamps
F15	15	Active Cornering Enhancement (ACE)
F16	10	Horns

### Relays

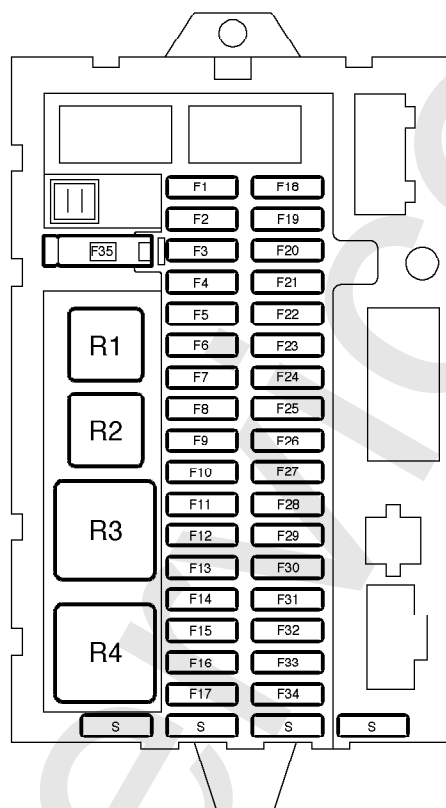
Relay	Function
R1	Fuel pump
R2	Starter
R3	Headlamp powerwash
R4	Cooling fan
R5	Self Levelling Suspension (SLS)
R6	Glowplugs - Diesel only
R7	Auxiliary circuits
R8	Heated Front Screen (HFS)
R9	Main relay
R10	Anti-lock Braking System (ABS)
R11	Compressor clutch (A/C only)
R12	Front fog lamps
R13	Horns
R14	Active Cornering Enhancement (ACE)



## FUSE DETAILS

---

### PASSENGER COMPARTMENT FUSEBOX



M86 4473

## FUSE DETAILS

### Fuses

Fuse	Rating, Amperes	Function
F1	25	Central door locking
F2	10	Fuel flap release
F3	10	LH Headlamp - Main beam
F4	10	Rear fog guard lamps
F5	15	Daylight running lamps
F6	25	Blower - Rear (A/C only)
F7	30	Blower - Front
F8	30	Heated rear window / heated mirrors
F9	10	LH Headlamp - Dip
F10	10	RH Headlamp - Dip
F11	10	LH front side lamp / Side marker lamp / Tail lamp / Trailer socket / No. plate lamp / LH-RH Headlamp levelling motors / Interior illumination / Sunroof
F12	30	Sunroof
F13	30	Rear windows
F14	20	Ignition coils - V8
F15	20	Cigar lighter / Interior lamps / LH-RH Seat heaters
F16	15	Clock / ICE
F17	15	Radio cassette power amplifier - Premium ICE
F18	15	Rear wiper motor
F19	15	Front wipers
F20	15	Diagnostic socket / Radio - Clock memory / Compact disc player - Premium ICE / Key interlock unit / Interior lamps / Passive remobilisation
F21	15	BBUS / Key interlock / Transfer box / Shifter box / Alarm audible warning
F22	10	RH Headlamp - Main beam
S	-	Spare

## FUSE DETAILS

---

### Fuses (continued)

Fuse	Rating, Amperes	Function
F23	10	BCU / Starter relay
F24	10	ECM / Alternator / EAT ECU
F25	25	Brake and reverse lamps
F26	10	Auxiliary circuits relay
F27	10	Instrument pack
F28	10	SLABS ECU
F29	10	ACE / IDM / BCU
F30	20	Cruise control / Electric mirrors / Rear washer
F31	10	ATC / Blower - Fresh recirculated air motor (Non A/C)
F32	25	Accessory socket
F33	10	RH Front side lamp / Side marker lamp / Tail lamp / Trailer socket / Headlamp levelling switch / Radio cassette player / Interior illumination / ATC
F34	30	Front windows
F35	10	SRS

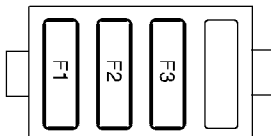
### Relays

Relay	Function
R1	LH indicators
R2	RH indicators
R3	Rear windows
R4	Ignition



## FUSE DETAILS

### LH/RH SATELLITE FUSE BLOCKS (SEATS)



M86 4475

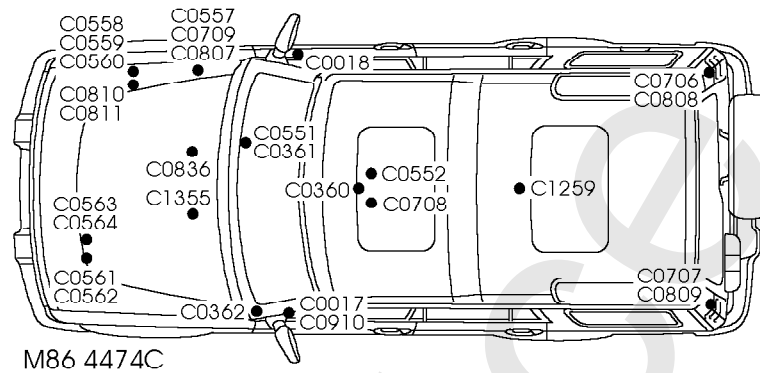
#### Fuses - LH/RH Satellite Fuse Blocks

Fuse	Rating, Amperes	Function
F1	40	Seat electrical supply
F2	3	Lumbar pump (Inflate)
F3	3	Lumbar solenoid (Deflate)

LRservice.ru

## EARTH POINTS AND HEADER JOINTS

The following illustration indicates the general position of each earth point and earth header on the vehicle.



### EARTH POINTS

Refer to the Connector Details for locations of earth points and headers.

Refer to the Circuit Diagrams for details of electrical components and their associated earth headers.